



Evaluation of Families Healing Together: Online Parent Education Course

A Formative Perspective

Lisa Rue, PhD

Samantha Estrada


Michael Floren

University of Northern Colorado, Greeley, Colorado,
August 2013

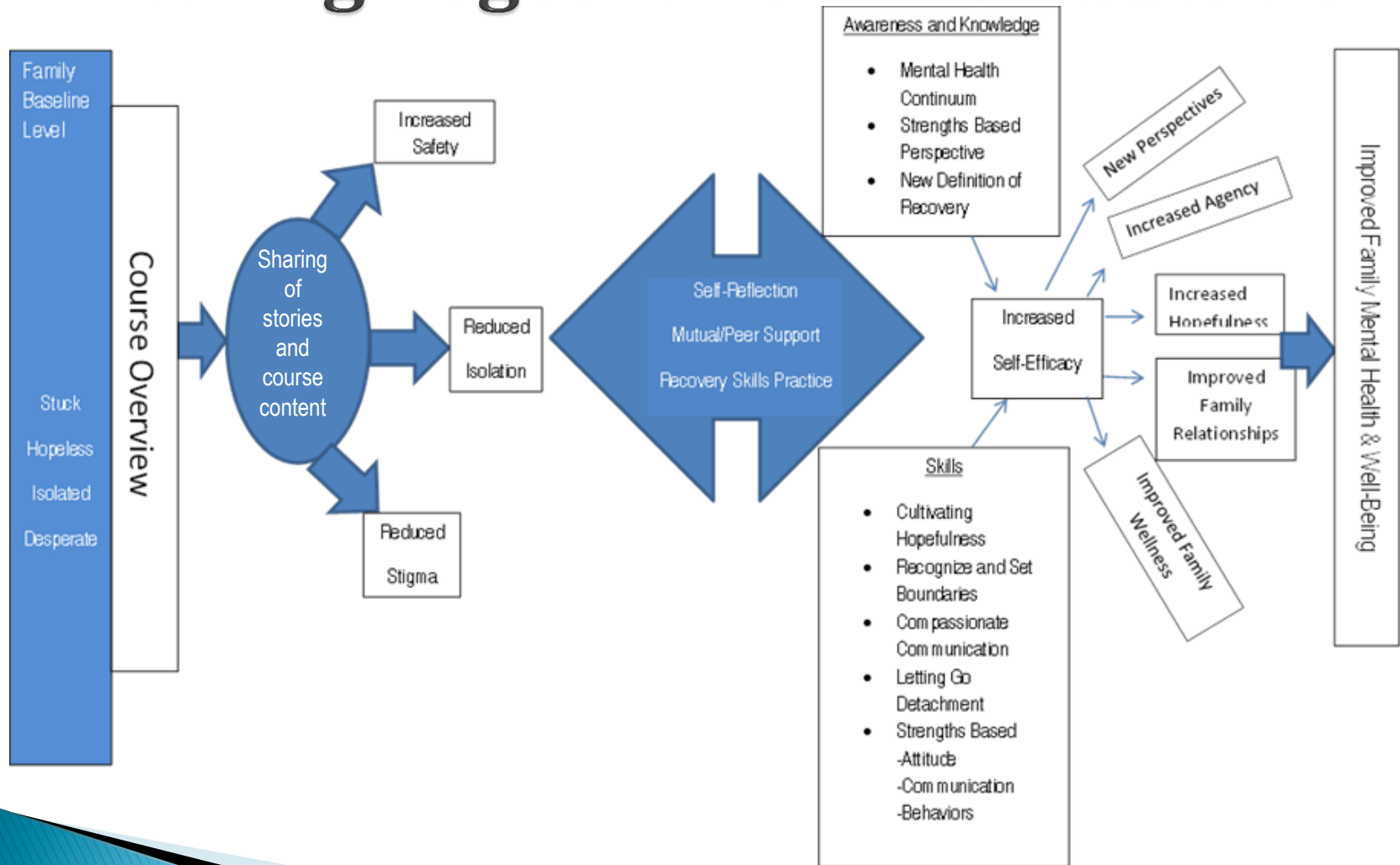
Bringing
education
to life.

Contract #32244A


Evaluation Research Questions

- ▶ Are the conceptualized scales used to measure outcomes with the pre and posttest valid and reliable?
 - ▶ Are participants of the online class known as *Families Healing Together*, moving in the expected direction from pre to posttest on key outcomes of interest?
 - ▶ How much variance in “*Capacity to Support Family Member*” is explained by the other factors?
 - ▶ How much variance in “*Hopefulness toward Recovery*” is explained by the other factors?
- 

Theoretical Model of Families Healing Together Online Education

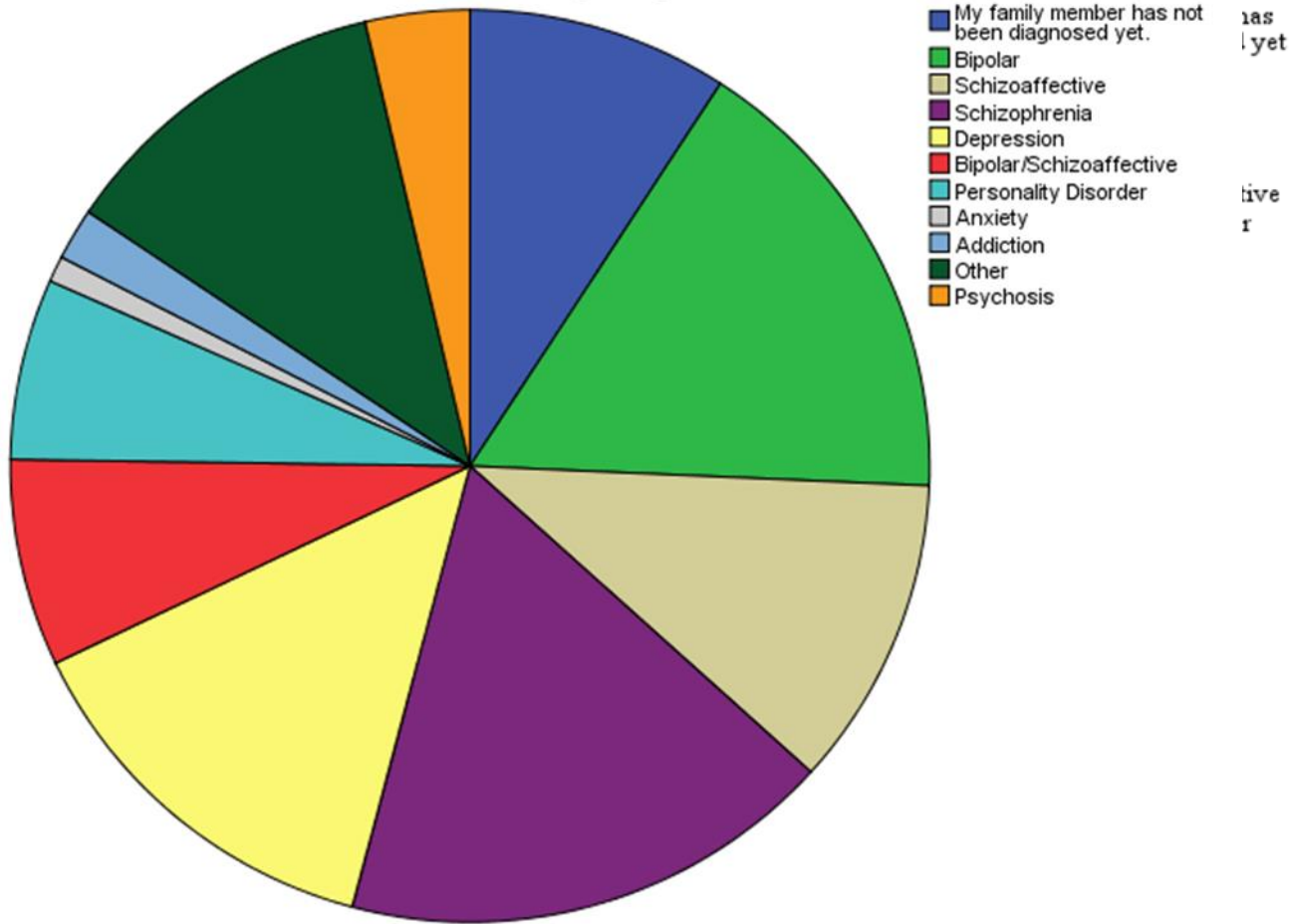


Evaluation Research Design


- ▶ Outcome monitoring utilized a pre/posttest design of linked and matched questionnaires $N = 46$
 - ▶ Reliability analysis was conducted with a sample of $N = 108$ (pretest).
 - ▶ Validity review with panel of experts ($N = 8$)
- 

Demographics of Sample

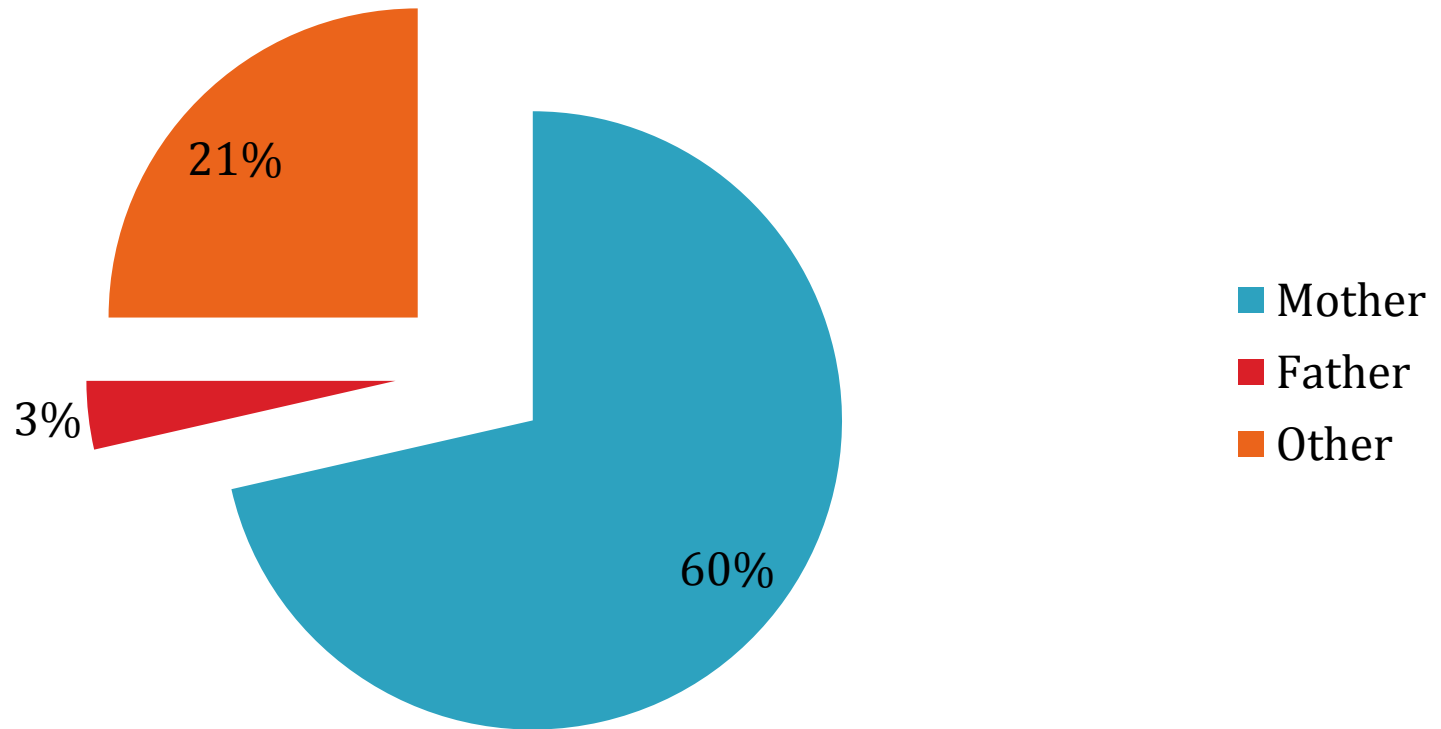
Primary Diagnosis



Other Important Demographics

- ▶ 60% of participants were mothers
 - ▶ 86% were 40 years or older
 - ▶ 90% were Caucasian
- 

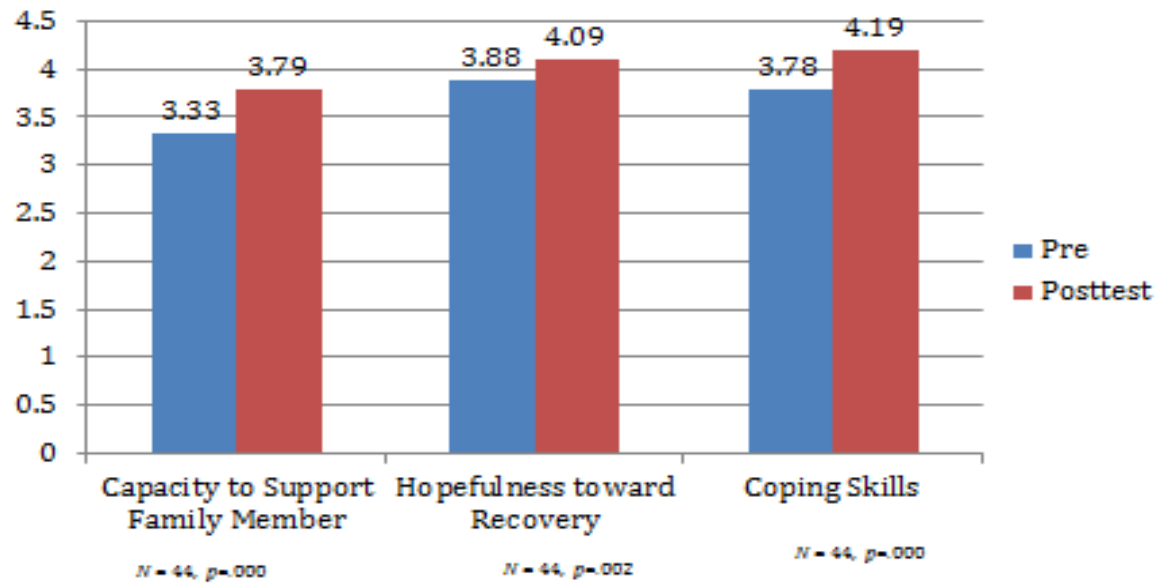
Relationship to Family Member



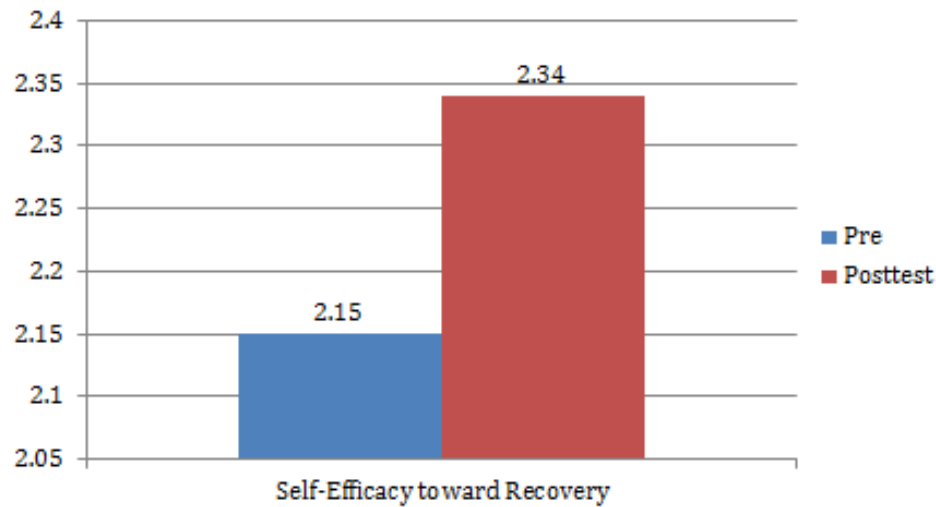
Initial Constructs	Actual Constructs	Cronbach's Alpha
Communication	Capacity to Support Family Member (10 items)	$\alpha = .77$ <i>GL2</i> = .84
Coping	Hopefulness toward Recovery (8 items)	$\alpha = .81$ <i>GL2</i> = .82
Mental Health Education	Mental Health Coping Skills (7 items)	$\alpha = .79$ <i>GL2</i> = .80
Boundaries & Role Clarification	Boundaries & Role Clarification (7 items)	$\alpha = .79$ <i>GL2</i> = .79

Initial Constructs	Actual Constructs	Cronbach's Alpha
Compassion	Communication (5 items)	$\alpha = .86$ <i>GL2 = .87</i>
Increased Self-Efficacy toward Supporting Family Member's Recovery	Increased Self-Efficacy Toward Recovery (9 items)	$\alpha = .84$ <i>GL2 = .84</i>
Improved Family Wellness and Relationships	Improved Family Wellness (5 items) Need to rework this scale or drop it all together. It was excluded from the analysis	$\alpha = .17$ <i>GL2 = .30</i>
Hope	Acceptance and Empowerment (5 items) Need to rework this scale or drop it all together. It was excluded from the analysis.	$\alpha = -.14$ <i>GL2 = .14</i>

Significant Outcomes

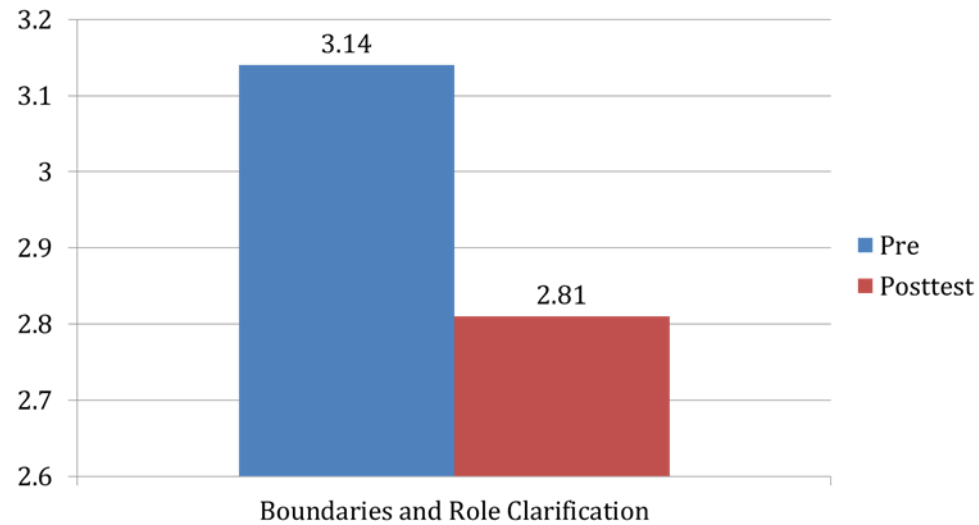


Significant Outcomes



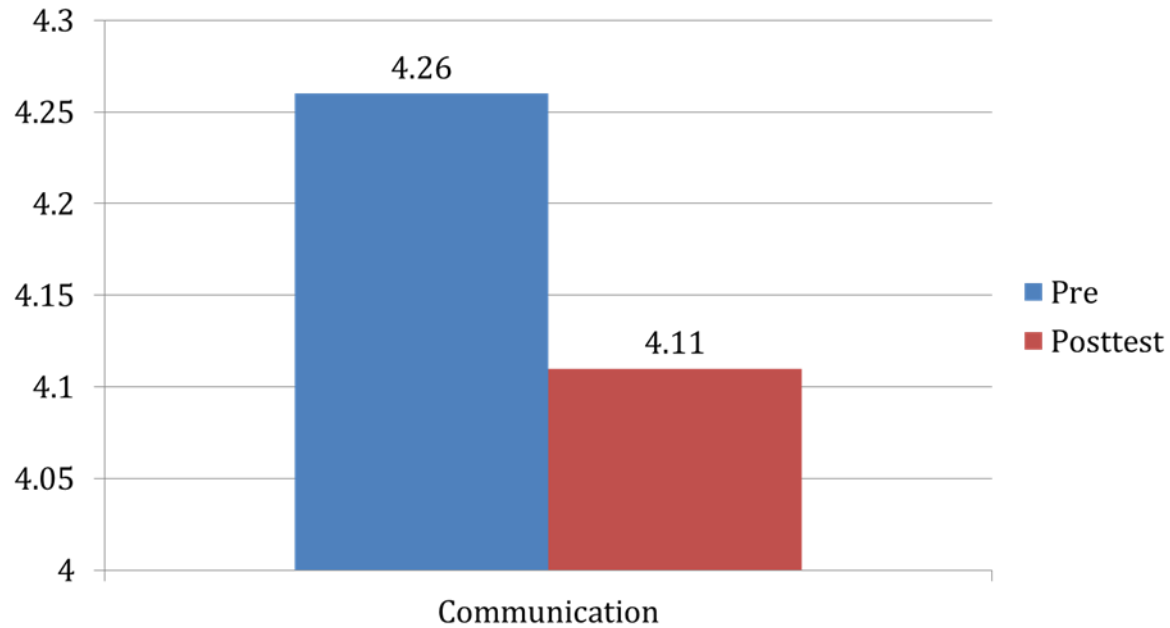
N = 43, p = .001, Higher Scores are Better

Significant Outcomes



N = 44, p = .007, Lower Scores Better

Non-Significant Outcomes



N = 45, p = .457, Higher Scores are Better

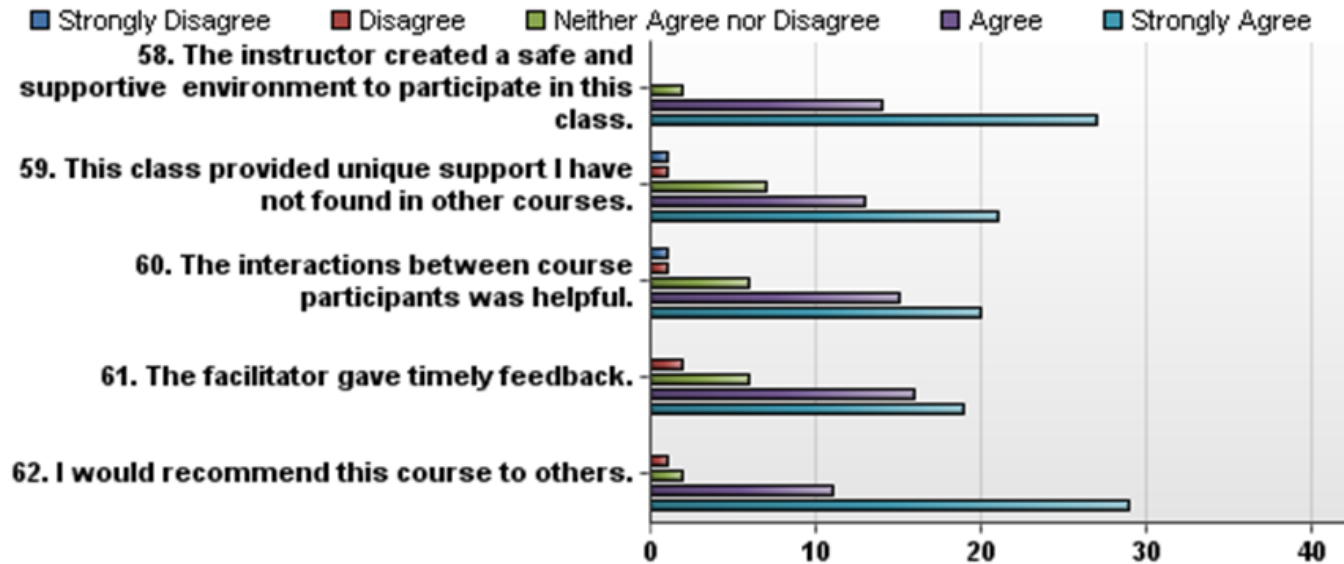
Other Important Findings

- ▶ 33.7% of the variance in the “Capacity to Support Family Member” is explained by the other factors measured in the evaluation.
- ▶ Self-efficacy toward recovery was the only significant predictor of capacity to support family member ($t=2.14, p =.039$)

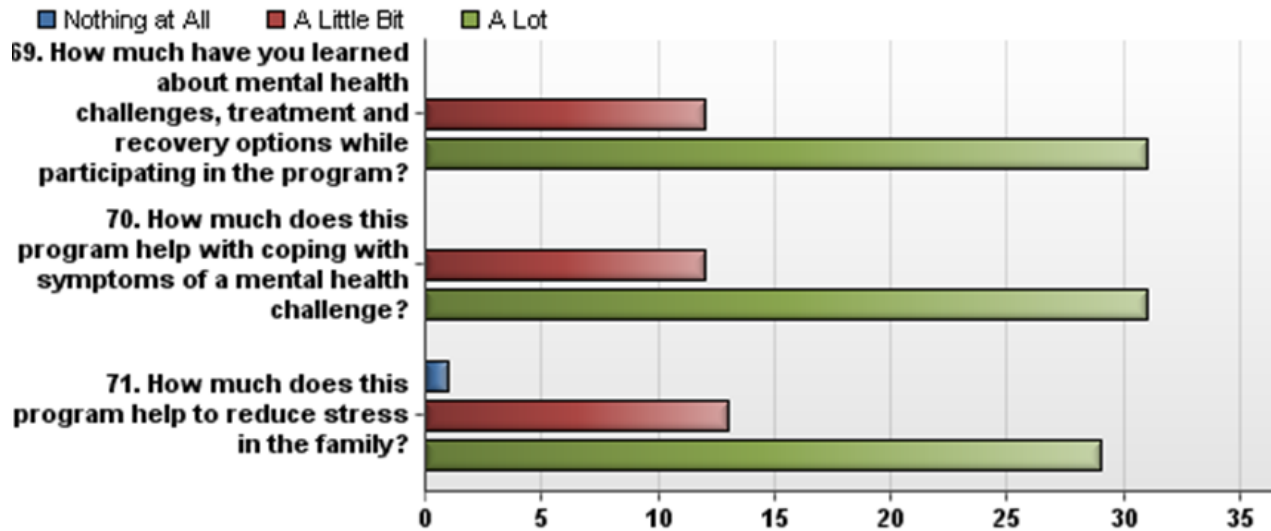
Other Important Findings

- ▶ 48.5% of the variance is explained by the other factors. Therefore, the Families Healing Together evaluation tool is accounting for about half of all the possible variance related to “hopefulness toward recovery”
- ▶ Self-efficacy toward recovery was the only significant predictor of this variable ($t = 3.27, p = .002$)

Participant Satisfaction

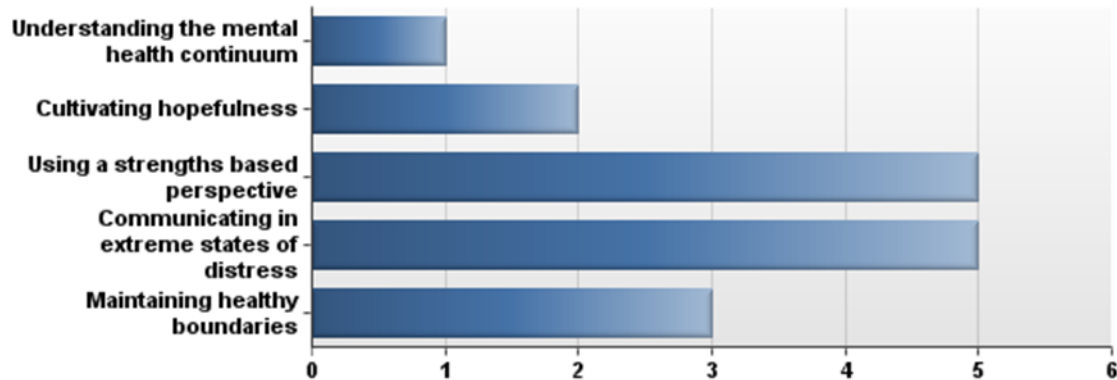


Participant Satisfaction



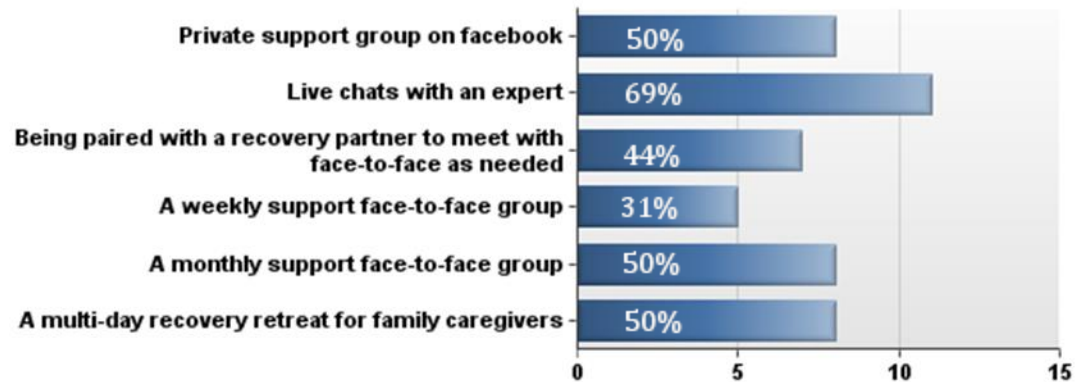
Participant Satisfaction

Content that was most helpful as reported by participants



Participant Satisfaction

Follow-up activities of interest to participants



Recommendations

- ▶ Reduce tool by 12 items
 - ▶ Include an incentive to motivate participants to complete the pre and posttest questionnaire to improve the response rate of 26%.
 - ▶ Recruit more fathers to participate
 - ▶ Continue to monitor outcomes with the revised tool and increase the sample size available for outcome monitoring.
 - ▶ Consider doing an experimental or quasi-experimental design
- 